

New real time data: vaccine mandates for new employees is accelerating

New data released today by [Purpose Bureau](#) shows that workplaces requiring new employees to be vaccinated has increased exponentially since May.

The data tracking employer vaccination mandates found the number of job ads requiring firms to be vaccinated for COVID-19 increased by 12-fold since May. In May, there were 15 job ads requiring COVID-19 vaccination per 10,000 job ads, which jumped to 203 in September.

The total number of employees working for organisations that require new recruits to be inoculated for COVID just reached half a million, up from 150,000 in May.

“These numbers show an undercurrent of momentum in workplace vaccine requirements which the focus on large corporations isn’t capturing,” said Nick Kamper, CEO of Purpose Bureau.

“There are a lot of government agencies but there are also plenty of smaller companies, such as removalists or landscape companies, which make sense as they’re occupations with a lot of mobility in the workday.”

While the trend is strongest in NSW, QLD is not far behind. VIC sits just under the national average, and WA and SA are the slowest for workplace vaccine requirements for new employees.

“Victoria’s underperformance on vaccine requirements is worrying given they comprised more than three-quarters of COVID-19 workers’ compensation claims last year. Western Australia and South Australia’s lag is consistent with their low case count,” said Nick Kamper, CEO of Purpose Bureau.

For some [industries](#) vaccine requirements lag considerably behind their risk of COVID-19 workers’ compensation claims.

Healthcare comprises more than half of job ads requiring COVID-19 vaccines, followed by administration services, financial services, and hospitality.

Purpose Bureau compared each industry by its proportion of covid-related workers’ compensation claims in 2020 and its progress on requiring vaccines in job ads. The difference helps identify the sectors most at risk due to inaction on vaccine requirements. The worst sector was transport, which was 9 times more represented in workers’ compensation claims than in vaccine requirements for new workers.

“The numbers show the resistance to [workplace vaccine requirements](#) in the transport sector presents the most risk, compared to its COVID-10 workers’ compensation risk,” said Nick Kamper, CEO of Purpose Bureau.

The numbers also show industries underperforming on vaccine mandates compared to insurance risk is the public sector, manufacturing, and wholesale trade.

Victoria took 74 per cent of last year’s workers’ compensation claims related to COVID-19.

“As NSW takes the lion share of COVID-19 cases this year, we expect the numbers to be just as damaging for NSW going forward,” said Nick Kamper, CEO of Purpose Bureau.

Charts are available on the following pages.

Purpose Bureau

Purpose Bureau is a business intelligence and ESG analytics firm. Purpose Bureau has developed Australia’s largest ESG business directory, containing over 100 alternative ESG insights on every business in Australia. We use these insights to create ESG projections for over 2.4 million Australian businesses.

<https://www.purposebureau.com/>

Media contact

Nick Kamper | Nick@equaphi.com | +61 408 488 624

Graph 1: Job ads requiring COVID-19 vaccines have increased more than 12 times since May

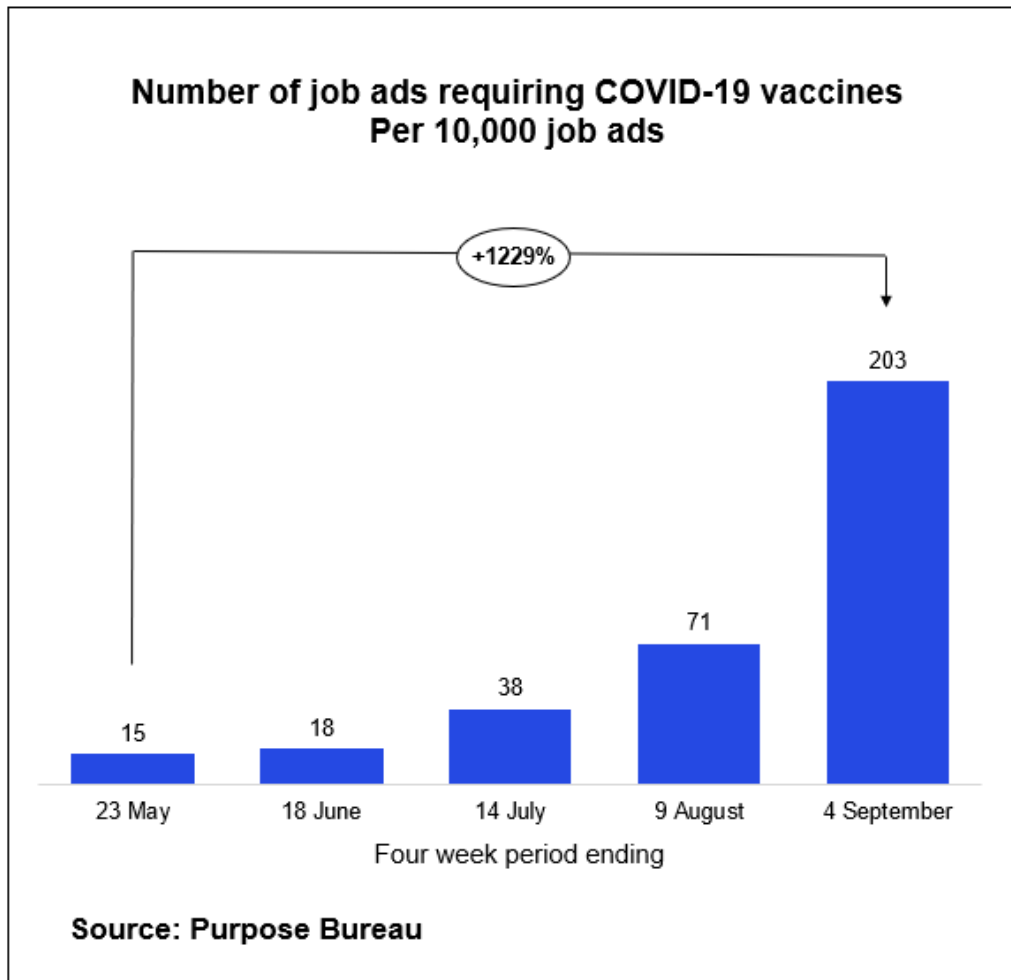


Table 1: Job ads requiring COVID-19 vaccines have increased more than 12 times since May

Month	Per 10,000 job ads
27 April	14
23 May	15
18 June	18
14 July	38
9 August	71
4 September	203

Graph 2: Job ads in the month of August requiring COVID-19 vaccines are strongest in NSW, with WA and SA lagging behind

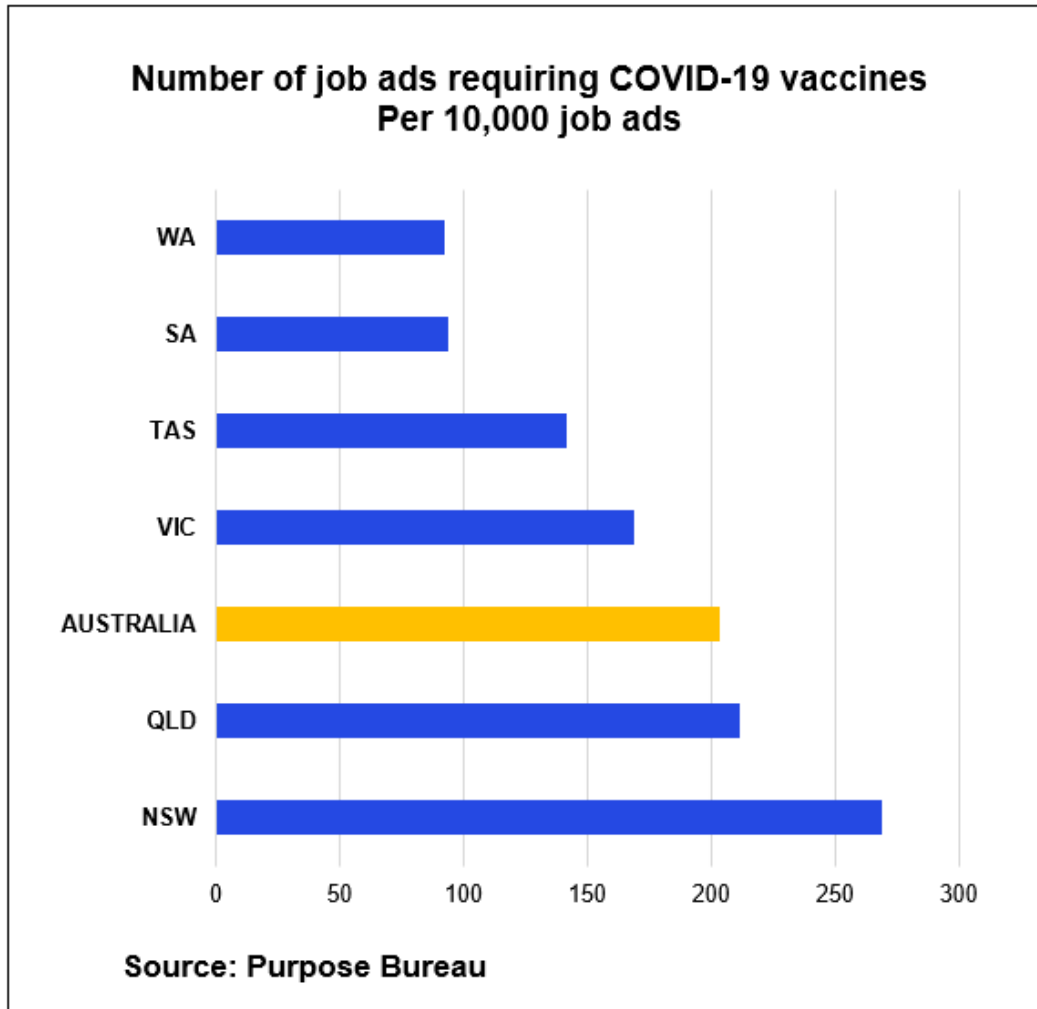
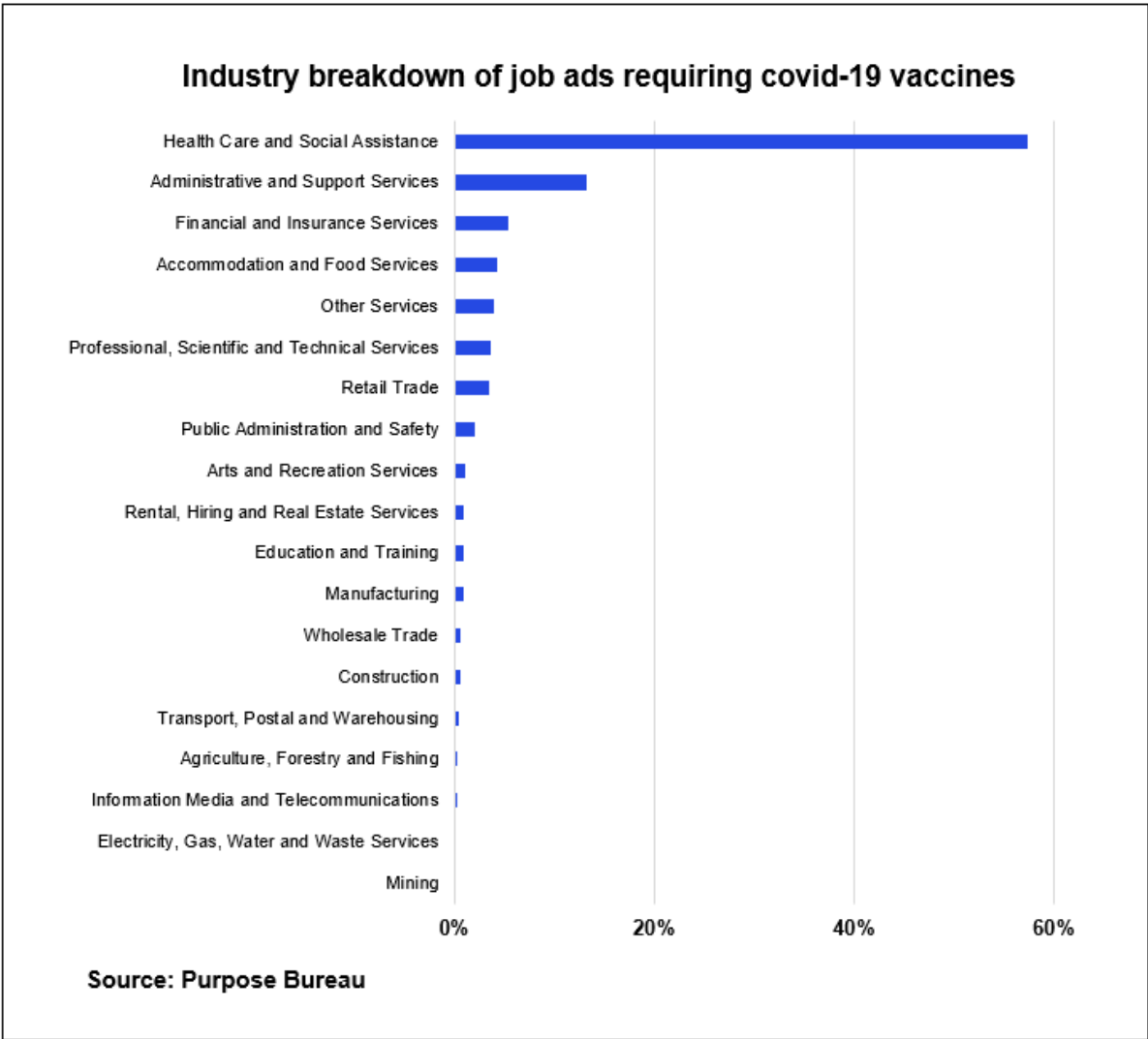


Table 2: Job ads requiring COVID-19 vaccines are strongest in NSW, with WA and SA lagging behind

	Per 10,000 job ads
NSW	269
QLD	211
AUSTRALIA	203
VIC	169
TAS	141
SA	93
WA	93

Graph 3: Healthcare makes up more than half of all job ads requiring vaccine mandates



Graph 4: Transport sector is the most underrepresented on vaccine mandates compared to workers' compensation risk

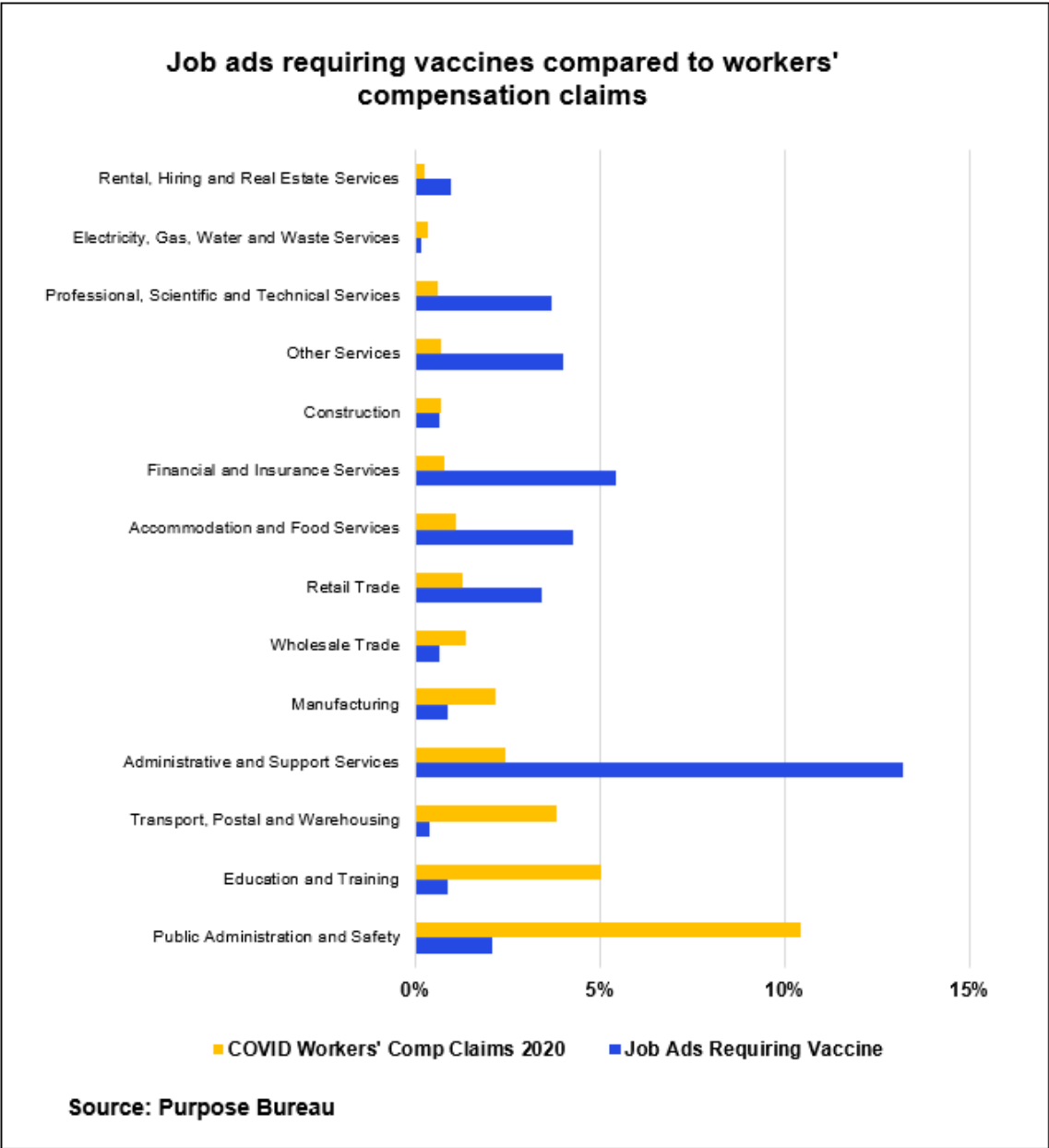


Table 3: Industry breakdown of total job ads requiring vaccine and workers' compensation claims in 2020

	Job Ads Requiring Vaccine	COVID Workers' Compensation Claims 2020	Difference
Mining	0.10%	0.00%	0.00
Electricity, Gas, Water and Waste Services	0.15%	0.37%	2.37
Information Media and Telecommunications	0.36%	0.09%	0.25
Agriculture, Forestry and Fishing	0.36%	0.00%	0.00
Transport, Postal and Warehousing	0.41%	3.84%	9.35
Construction	0.67%	0.73%	1.10
Wholesale Trade	0.67%	1.37%	2.05
Manufacturing	0.87%	2.19%	2.51
Education and Training	0.87%	5.03%	5.76
Rental, Hiring and Real Estate Services	0.98%	0.27%	0.28
Arts and Recreation Services	1.08%	0.00%	0.00
Public Administration and Safety	2.10%	10.42%	4.95
Retail Trade	3.44%	1.28%	0.37
Professional, Scientific and Technical Services	3.70%	0.64%	0.17
Other Services	4.00%	0.73%	0.18
Accommodation and Food Services	4.26%	1.10%	0.26
Financial and Insurance Services	5.44%	0.82%	0.15
Administrative and Support Services	13.19%	2.47%	0.19
Health Care and Social Assistance	57.34%	68.65%	1.20